



SMT First Article Inspection System


FAI-600IV

FAI-600IV

First Article Inspection System

Powerful First Article Inspection System offering unparalleled automated manufacturing verification test and reporting capabilities.

The BLUIRIS FAI-600IV First Article Inspection System quickly and accurately verify First Article Samples. Using advanced optical and computing techniques, the FAI-600IV measures properties of an initial sample against the specifications. Tests conducted include checking whether a correct component has been used, whether a component is in the defined location, and whether a component is positioned accurately. The values of components such as resistors, capacitors and inductors can be automatically checked and verified. The system can eliminate up to 99.99% errors due to manual inspection methods. Test results are provided in insightful, detailed reports.



VS



First Article Inspection Introduction



1、 Save Labor Cost

With traditional methods and approaches, the first inspection process typically requires at least two operators to perform the task. With the FAI-600IV, only one operator is required.



2、 Save Time

Reduce the time it takes to perform first article inspections by up to 80%.



3、 Improve Quality

Eliminate up to 99.99% of errors caused by manual methods.



4、 First Article Inspection Report

Comprehensive reporting including pass/fail information, observed values, and insightful charts and graphs. Reports can be viewed, printed, saved or emailed.



5、 Easy to use

Intuitive and easy to use. FAI-600IV operators can learn to use the FAI-600IV in under two days.

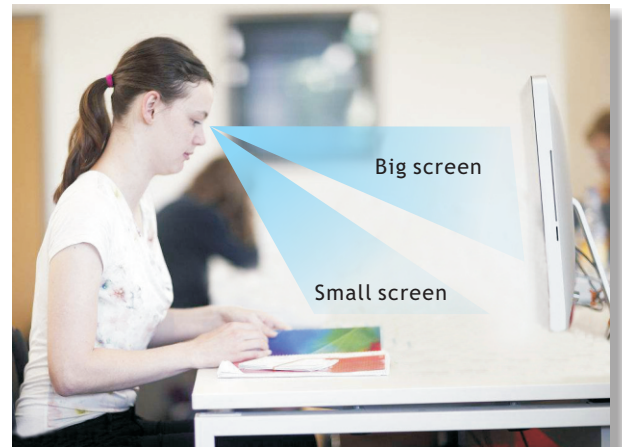


6、 Multiple Customer Deployments

FAI-600IV systems are deployed at hundreds of customer sites. Representative customers include Benchmark, Celestica, VALEO, VIVO. See more of our customers in back cover

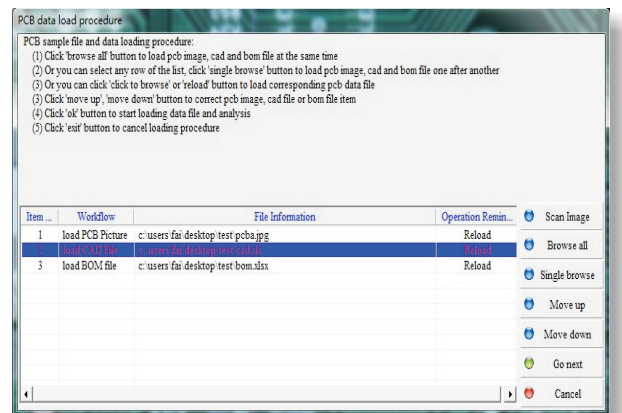
Duet Display

We provide two displays. Big one shows all the information, the other one just show the current work window. The operator need not raise her/his head frequently.




Programming

Auto generate a test program in under 5 minutes.



Auto check

For components without markings, a built-in LCR meter can perform test measurements for inductance, capacitance and resistance; the FAI-600IV automatically changes the test frequency based on BOM information.



The current reporting list has totally 410 components, including passed 7, fail 3, non-detected 400

Item No.	Location	Coord(x, y)	Description	Part No.	Measured Value	Result	Remarks
72	C77	(48.500, 48.750)	CAP, 1206, 10uF, 16V, +80%, -20%, 35V	121809010106	8.839615uF	✓ PASS	
73	C380	(104.600, 51.200)	CAP, 1206, 10uF, 16V, +80%, -20%, 35V	121809010106	8.793235uF	✓ PASS	
74	C46	(58.500, 48.000)	CAP, 0603, 1uF, 16V, +10%, -20%, 35V	121803000002	0.971165uF	✓ PASS	
75	C1	(108.750, 78.500)	CAP, 0603, 1uF, 16V, +10%, -20%, 35V	121803010105	2.020025uF	✗ NG	wrong material


Auto optical inspection and “Golden Board”

For components with silk screening, the FAI-600IV system checks all components in under a minute. A Golden Board can serve as a test reference.



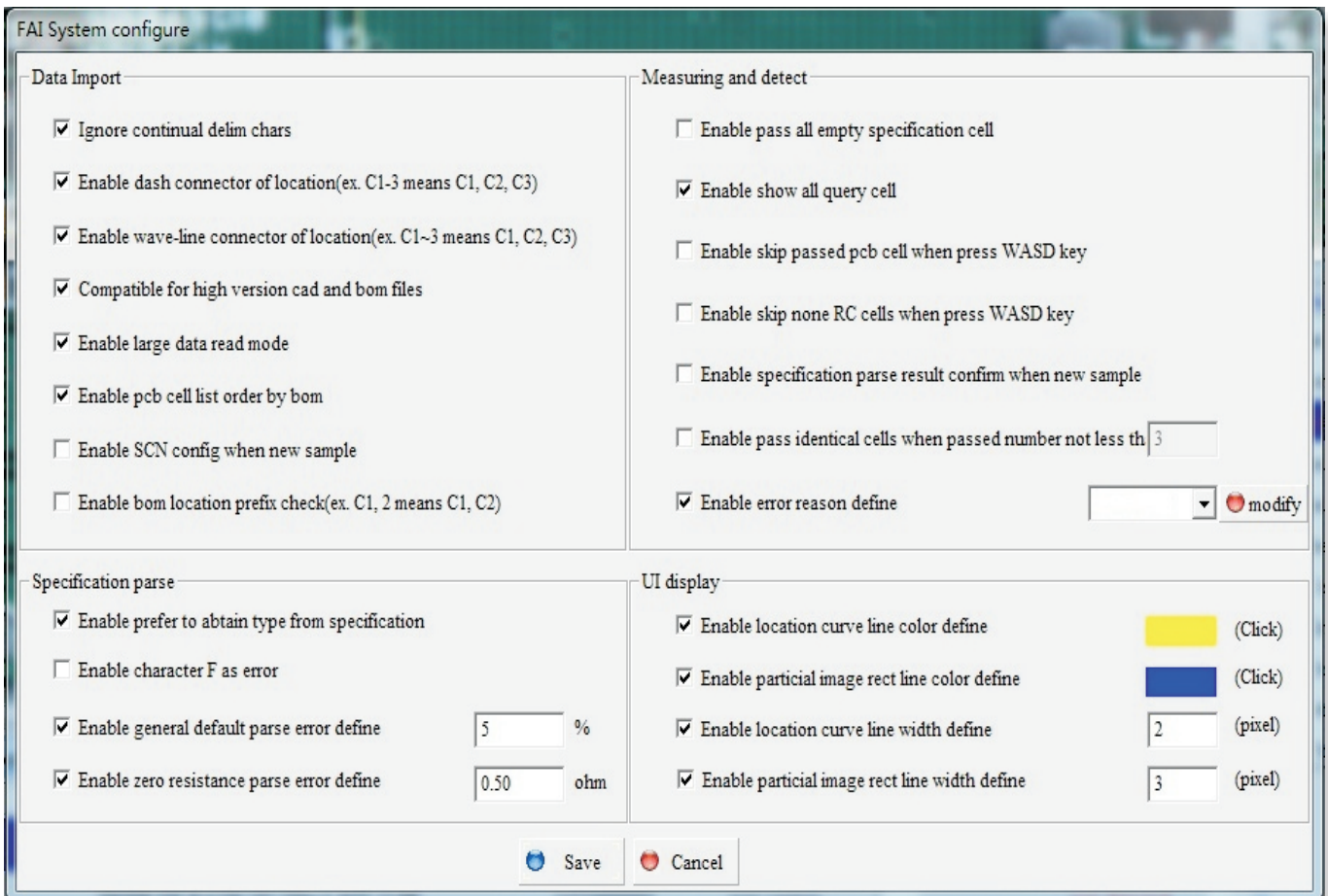
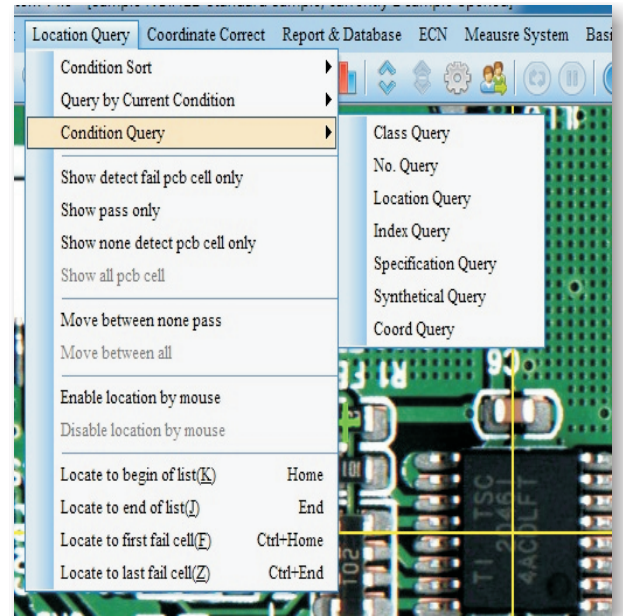
LED & Diode Test

LCR meter provides LDT function additionally, light on testing on LED, and conductivity test on diode.



Detailed Search

Report data can be viewed and sorted in a number of different ways. For example, components can be sorted according to whether they have passed or failed a test, or by their part numbers.



Report

Each report includes the company's name, test time, operator's name, model number, total number of components, how many components passed and failed. The measured values of all components and their nominal values are also shown. Reports can be viewed, printed, saved or emailed to customers.


System Docking









FAI system can dock with ERP, MES system, test report can be uploaded or captured by remote server easily.

First Article Inspection Report

Conclusion : PASS	Pass Rate : 100%
Company: HPG	Detector : QA002
Sample : TEST001	Lot No. :
Cutomer :	Batch Qty. :
Scanning Dur. : 00:01:50	Process Dur. : 00:01:05
Measuring Dur. 00:34:28	Report Date : 00:00:20
Producing Date 2015-03-11	Total Inspec. : 419
PASS : 419	NG : 0
	Non-detected : 0

Overall Picture for PCB



No.	Ref Des	Part No.	Item Description	Thumbnail	Stand. Pic.	Measured value	Remarks
5	C17	121803020104	CAP,0603,0.1uF,50V,+80%-20%,Y5V			0.105442uF	PASS(Auto)
7	C37	121803020104	CAP,0603,0.1uF,50V,+80%-20%,Y5V			0.105104uF	PASS(Auto)
56	C74	121806020106	CAP,0805,10uF,10V,+80%-20%,Y5V			8.895354uF	PASS(Auto)
82	C10	121806000225	CAP,0805,2.2uF,16V,+80%-20%,Y5V			2.028108uF	PASS(Auto)

Ftp report upload setting

Server IP: ☒ auto create upload directory

Port:

UserName:

Password:

Upload Directory:

Local Directory:

Item No.	File Format	Upload Allowed?
<input checked="" type="checkbox"/> 001	txt	Allowed
<input checked="" type="checkbox"/> 002	pdf	Allowed
<input type="checkbox"/> 003	xml	Forbidden

FAI-600IV First Article Inspection

- Makes SMT efficient
- Improve quality
- Reduce labor cost
- Optimize work procedures
- Auto test and check
- Trace back

Comparison between the FAI-600IV and traditional methods

Criteria	FAI-600IV	Traditional	Note
Labor	One operator	At least two operators	FAI-600IV can achieve at least 50% labor cost savings
Speed	Fast	Low to medium	FAI-600IV reduce test time up to 80%
Accuracy	Very accurate	Uncertain	FAI-600IV test results are up to 99.99% accurate and reliable
Vision	Clear	Unclear	FAI-600IV scans PCBs with the latest optical technologies
Verification	Automated	Human	
Report	Detail	Unclear	Reports can be viewed, saved and emailed. They are automatically generated
Auditing	Yes	No	An operator needs to sign in to the FAI-600IV providing tracking and auditing information



Specifications

Maximum Board Size	410x310mm, larger size needs customized
Maximum Component Height	26mm
Resolution	600-2400dpi
Accuracy	0.05%
LCR Meter Test Frequency	20Hz~500KHz, higher option available
Monitor Size	21.5 inch
Languages Supported	English/Chinese
Power Supply	AC 100~230V 1.2KVA
Dimension	W1305xD800xH1200mm
Weight	170Kgs

*Specification might be changed without notice

OUR END USER AS BELOW



Shenzhen Bluiris Technology Co., Ltd.

No.6 Blk.2, Honghui High-tech Park, Liuxian 2 Road,
Baoan, Shenzhen, China

Email : marketing@bluiris.cn

Website: www.bluiris.cn